A suspension concentrate with a contact and stomach poison action for the control of snails and slugs on agricultural crops and in gardens.

'n Suspensiekonsentraat met 'n kontak- en maag gifaksie vir die beheer van slakke en naakslakke op landbougewasse en in tuine.

Distributed by:
**Makhro Home And Garden (Pty) Ltd**
Reg. Nr. 2014 / 283523 / 07
21 Viben Street, Brackenfell 7560
Tel: (021) 981 4011

MAKHRO HOME AND GARDEN (PTY) LTD

# SNAILSPRAY

Reg. No. L7894 – Act 36 of 1947

**IRAC INSECTICIDE GROUP CODE 1A IRAC INSEKDODERGROEPKODE**

**ACTIVE INGREDIENT / AKTIEWE BESTANDDEEL**

| | | |
|---|---|---|
| Metaldehyde | 120 g / ℓ | Metaldehied |
| Carbaryl | 80 g / ℓ | Karbariel |

Registered and Manufactured by: ROLFES AGRI (PTY) LTD
Reg. No. 1998/013411/07,
P.O. Box 589, Silverton, 0127

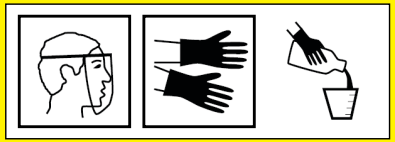

HARMFUL
SKADELIK

Yellow band

Geel band

# SNAILSPRAY

L7894 – Act 36 of 1947
IRAC INSECTICIDE GROUP CODE 1A
Active Ingredients: Metaldehyde 120 g/ℓ
Carbaryl 80 g/ℓ

MAKHRO HOME AND GARDEN
Office No: 021 981 4011
21 Viben Street, Brackenfell
**Technical advise: 082 562 5330**
**Medical Emergency: 0861 555 777**

**WARNINGS:**

- **Cease application 14 days prior to harvest on edible crops.**
- Do not allow livestock or poultry to graze treated areas.
- Handle with care.
- Poisonous when swallowed.
- Toxic to fish, bees and wildlife.
- Store away from food and feeds.
- Keep out of reach of children, uninformed persons and animals.
- **RE-ENTRY INTERVAL:** Do not enter treated area within 1 day after treatment unless wearing protective clothing.

**Although this remedy has been extensively tested under a large variety of conditions, the registration holder does not warrant that it will be efficacious under all conditions because the action and effect thereof may be affected by factors such as abnormal soil, climatic and storage conditions; quality of dilution water, compatibility with other substances not indicated on the label and the occurrence of resistance of the disease against the remedy concerned as well as by the method, time and accuracy of application. The registration holder furthermore does not accept responsibility for damage to crops, vegetation, the environment or harm to man or animal or for lack of performance of the remedy concerned due to failure of the user to follow the label instructions or to the occurrence of conditions which could not have been foreseen in terms of the registration. Consult the supplier in the event of any uncertainty.**

**PRECAUTIONS:**

- Do not inhale spray mist.
- Wear rubber gloves and face shield when handling concentrate.
- Wash with soap and water after accidental skin contact.
- Do not eat, drink or smoke whilst mixing or applying or before washing hands and face.
- Keep poultry out of treated area.
- Prevent contamination of food, feed, drinking water and eating utensils.
- Destroy the empty container and do not reuse for any other purpose.

**RESISTANCE WARNING:**

For resistance management, **SNAILSPRAY** is a group code 1A insecticide. Any insect population may contain individuals naturally resistant to **SNAILSPRAY** and other group code 1A insecticides. The resistant individuals can eventually dominate the insect population if these insecticides are used repeatedly. These resistant insects may not be controlled by **SNAILSPRAY** or any other group code 1A insecticide.

To delay insecticide resistance:

- Avoid exclusive repeated use of insecticides from the same insecticide group code. Alternate or tank mix with registered products from different insecticide group codes.
- Integrate other control methods (chemical, cultural, biological) into insect programmes.

For specific information on resistance management contact the distributor holder of this product.

**DIRECTIONS FOR USE:**
Use only as indicated.

**MIXING INSTRUCTIONS:**

- **SHAKE THE CONTAINER THOROUGHLY.**
- Add the correct amount of **SNAILSPRAY** to the measured quantity of water and stir well.
- Stir the diluted suspension occasionally during application.

**APPLICATION:**

- Apply **SNAILSPRAY** with a watering can with a fine rose.
- Mix 60 mℓ **SNAILSPRAY** with 10 ℓ water and apply to 10 $m^2$.
- Ensure thorough and even wetting of both the leaves of the plants and the soil under the plants where snails and slugs hide.
- If applied by sprayer, use 60 mℓ **SNAILSPRAY** per 10 $m^2$ in a convenient quantity of water.
- Coarse droplets and thorough wetting is essential.
- Apply in damp weather when snails and slugs are active.
- Best time to apply **SNAILSPRAY** is late afternoon.
- Do not apply before rain and repeat after heavy rain.
- With heavy infestations, repeat application after 7 - 10 days.



# SNAILSPRAY

L7894 – Wet 36 van 1947
IRAC INSEKDODERGROEPKODE 1A
Aktiewe Bestanddele: Metaldehied 120 g/ℓ
Karbariel 80 g/ℓ

MAKHRO HOME AND GARDEN
Kantoor Nr: 021 981 4011
Vibenstraat 21, Brackenfell
**Tegniese advies: 082 562 5330**
**Mediese nood: 0861 555 777**

**WAARSKUWINGS:**

- **Hou op met toediening 14 dae voor oes op eetbare gewasse.**
- Moenie toelaat dat vee of pluimvee behandelde gebiede bewei nie.
- Hanteer versigtig.
- Giftig wanneer ingesluk word.
- Giftig vir visse, bye en wilde diere.
- Berg weg van voedsel en voer.
- Hou buite bereik van kinders, oningeligte persone en diere.
- **HERBETREDINGSINTERVAL:** Moet nie die behandelde gebied binne 1 dag na behandeling binnegaan nie, tensy beskermende klere gedra word.

**Alhoewel hierdie middel omvattend onder 'n groot verskeidenheid toestande getoets is, waarborg die registrasiehouer nie dat dit onder alle toestande doeltreffend sal wees nie aangesien die werking en effek daarvan beïnvloed kan word deur faktore soos abnormale bergingstoestande, kw aliteit van verdunningswater en die voorkoms van weerstand van die plaag teen die betrokke middel, sowel as die metode, tyd en akkuraatheid van toediening. Verder aanvaar die re-gistrasiehouer nie verantwoordelikheid vir skade aan gewasse, plantegroei, die omgewing of vir die nadelige effek op mens of dier of vir 'n gebrek aan prestasie van die betrokke middel as gevolg van die versuim van die gebruiker om etiket aanwysings na te kom of as gevolg van die ontstaan van toestande wat nie kragtens die registrasie voorsien kon word nie. Raadpleeg die verskaffer in die geval van enige onsekerheid.**

**VOORSORGMAATREËLS:**

- Moet nie die spuitnewel inasem nie.
- Dra rubberhandskoene en gesigskerm wanneer konsentraat hanteer word.
- Was met seep en water na toevallige velkontak.
- Moet nie eet, drink of rook tydens vermenging of toediening of voordat hande en gesig gewas is nie.
- Hou pluimvee buite die behandelde gebied.
- Voorkom besoedeling van voedsel, voer, drinkwater en eetgerei.
- Vernietig die leë houer en moet vir geen ander doel hergebruik nie.

**WEERSTANDSWAARSKUWING:**

Vir weerstandsbestuur is **SNAILSPRAY** 'n groepkode 1A insekdoder. Enige populasie van 'n spesifieke insek mag individue bevat wat 'n natuurlike weerstand teen **SNAILSPRAY**, of enige ander groepkode 1A insekdoder het. Indien hierdie insekdoders herhaaldelik gebruik word, kan die weerstandbiedende individue uiteindelik die insekpopulasie oorheers. Hierdie weerstandbiedende insekte sal waarskynlik nie deur **SNAILSPRAY** of enige ander groepkode 1A insekdoder beheer word nie..

Om weerstand teen insekdoders te vertraag:

- Vermy die eksklusiewe herhaaldelike gebruik van insekdoders met dieselfde groepkode. Wissel af met, of gebruik tenkmengsels met geregistreerde produkte in verskillende groepe kodes vir insekdoders.
- Integreer ander beheermaatreëls (chemies, verbouing, biologies) in insekdoderprogramme.

Vir spesifieke inligting oor weerstandsbestuur kontak die verspreider van hierdie produk.

**GEBRUIKSAANWYSINGS:**
Gebruik slegs soos aangedui.

**MENGINSTRUKSIES:**

- **SKUD DIE HOUER DEEGLIK.**
- Voeg die korrekte hoeveelheid **SNAILSPRAY** by die gemete hoeveelheid water en meng goed.
- Roer / meng die verdunde suspensie af en toe tydens toediening.

**TOEDIENING:**

- Dien **SNAILSPRAY** toe met 'n gieter met fyn besproeïngs kop.
- Meng 60 mℓ **SNAILSPRAY** met 10 ℓ water en dien toe op 10 $m^2$.
- Verseker dat die blare van die plante sowel as die grond onder die plante deeglik en egalig benat word, waar slakke en naakslakke wegkruip.
- Wanneer 'n spuitapparaat gebruik word vir toediening, meng 60 mℓ **SNAILSPRAY** per 10 $m^2$ met 'n gerieflike hoeveelheid water.
- Growwe druppels en deeglike benatting is noodsaaklik.
- Dien toe in klam weer as slakke en naakslakke aktief is.
- Die beste tyd om **SNAILSPRAY** toe te dien, is laatmiddag.
- Moet nie voor reën toedien nie en herhaal na swaar reën.
- Herhaal toediening na 7 - 10 dae wanneer swaar besmettings opgemerk word.